


NEXPAND

TECHNICAL DATA SHEET AISLE CONTAINMENT



NEXPAND

AISLE CONTAINMENT

Aisle containment is the solution to the challenges which data centers have been presented with since day one: the optimisation of cooling and energy-efficiency through the separation of hot and cold airflows.

With the **Nexpand Corridor**, Minkels offers data center managers and owners ‘future-proof’ solutions which offer the flexibility and modularity needed to be able to anticipate the dynamic of the modern day data center. Minkels offers the best solution for every situation with the Nexpand Corridor.

The Nexpand Corridor is the ultimate answer to the ever increasing demand for flexible and modular solutions. In the form of the Nexpand Corridor, Minkels lifts modular thinking and energy-efficient data center design to a higher level. Important features of the Nexpand Corridor are:

MODULARITY

Through the highly modular concept of the Nexpand Corridor, Minkels offers extensive possibilities to implement a Corridor solution in a phased and thus cost-efficient manner.

FLEXIBILITY

Because of its modular design, the Nexpand Corridor is flexible and thus can be adapted to fit the specific building environment.

EASE OF INSTALLATION

Modularity in the construction details ensure that the solution is easily and cost-efficiently installed.

ENERGY-EFFICIENCY

With the Nexpand Corridor, Minkels offers a solution which is more energy-efficient than other Corridor-models on the market.

OPTIMAL INTEGRATION

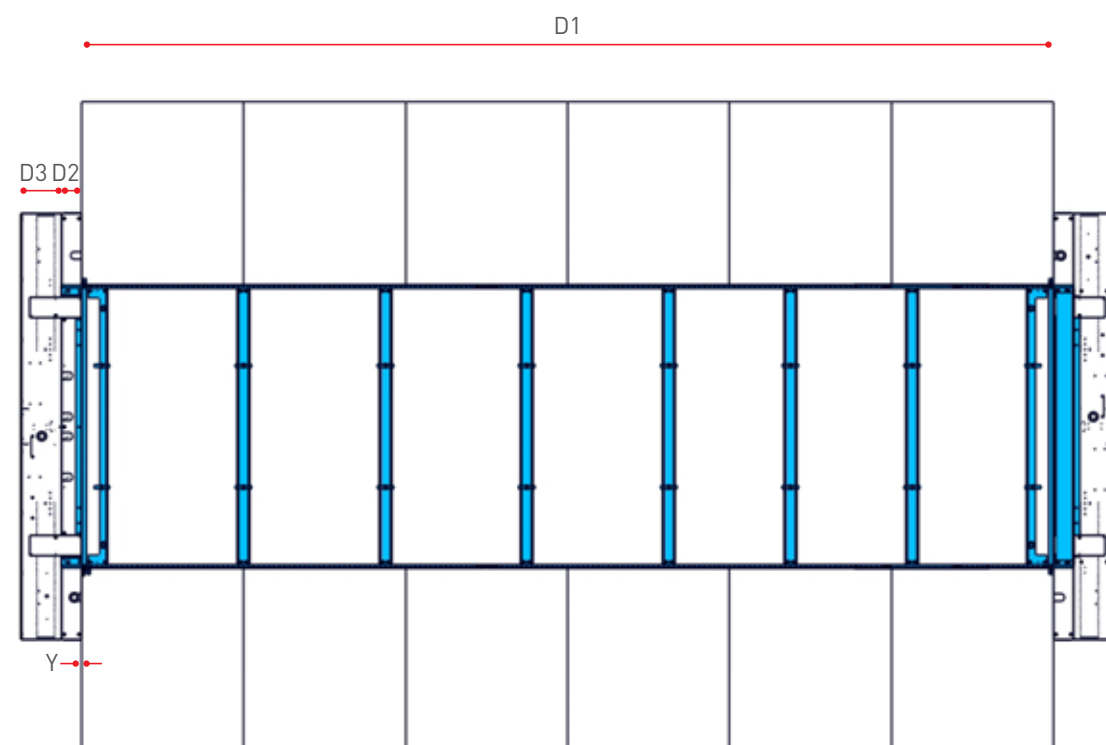
The Nexpand Corridor can be integrated with row-based cooling systems which bring cooling close to the heat source, but also with more traditional forms of cooling which require a raised floor. In addition, this concept offers plug & play integration with e.g. fire detection and suppression systems, monitoring sensors and access control.

Corridor – Standard			
	Aisle width	mm	Variable between 1000-1800 Standard width: 1200 & 1800
	Overall width	mm	Aisle width + 200
	Standard row height	mm	2000/2200/2450
	Overall height	mm	Row height + 55.5 / 135.5 (no accessories / accessories allowed)
	Colours		RAL 9003 (white) / RAL 9005 (black)
	Materials		Powder coated sheet metal
	Working conditions		Max. 5 - 40°C / 20 – 80% RV
	Standardisation		CE

Portal - optional			
	Depth	mm	100
	Total width portal	mm	2100



TOP VIEW



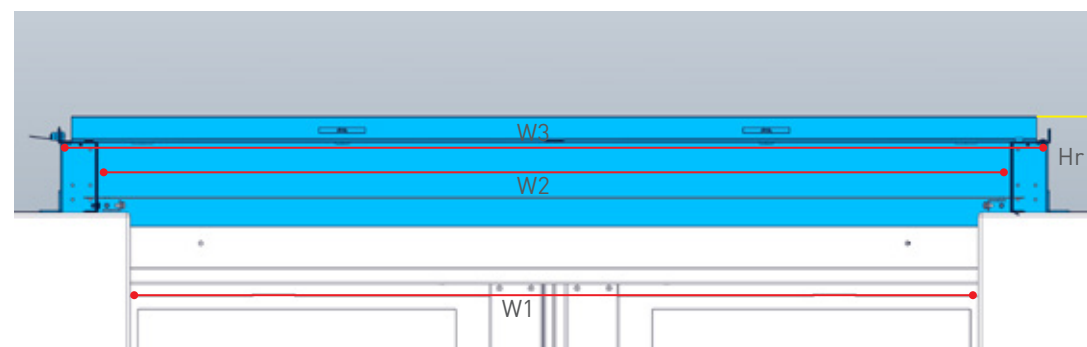
Dimension

D1 = Corridor length

D2 = Portal depth is 100mm

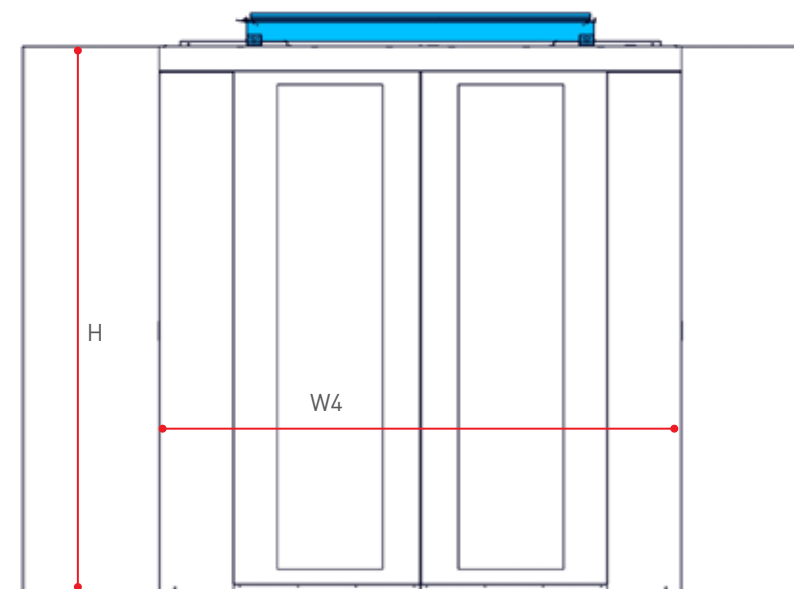
D3 = Sliding door beam depth is 200mm

Y = Flexible start/end panel

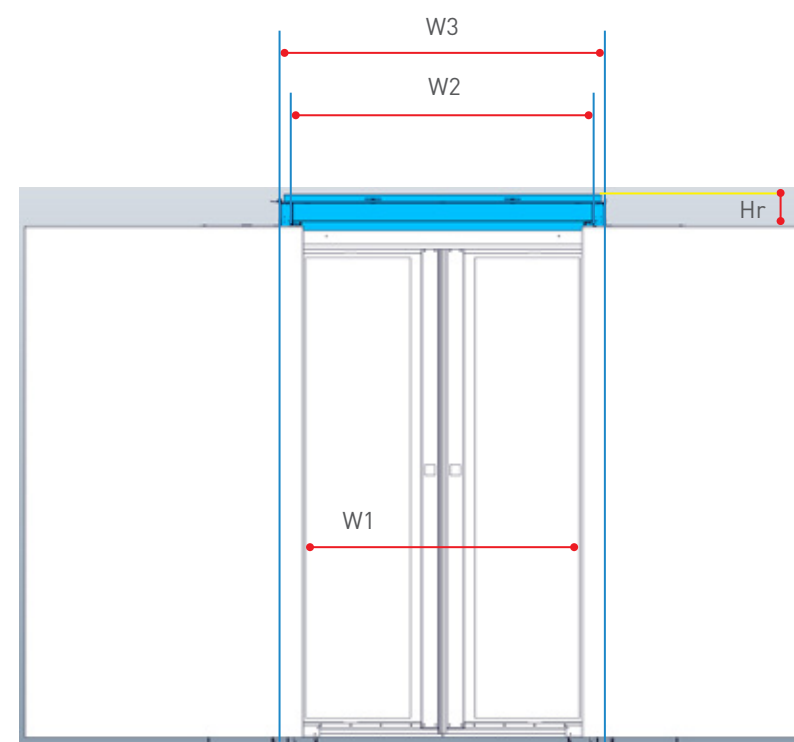


Dimension	1200 mm width aisle	1800 mm width aisle
W1 = aisle width	1200 mm	1800 mm
W2 = Interior width roof system	1291 mm	1891 mm
W3 = Total width roof system	1400 mm	2000 mm
Hr = Height roof system	135,5 mm (for sensors/cameras/ LED lighting) 55,5 mm (no accessories)	135,5 mm (for sensors/cameras/ LED lighting) 55,5 mm (no accessories)

FRONT VIEW



Dimension	1200 mm width aisle	1800 mm width aisle
H = height of the cabinet	-	-
W4 = Total portal width	2100 mm	2100 mm



Dimension	1200 mm width aisle	1800 mm width aisle
W1 = aisle width	1200 mm	1800 mm
W2 = Interior width roof system	1291 mm	1891 mm
W3 = Total width roof system	1400 mm	2000 mm
Hr = Height roof system	135,5 mm (for sensors/ cameras/LED lighting) 55,5 mm (no accessories)	135,5 mm (for sensors/ cameras/LED lighting) 55,5 mm (no accessories)



FOLLOW US ON



minkels.com



youtube.com/c/minkelshq



twitter.com/minkels_hq



facebook.com/minkels



linkedin.com/company/minkels



MINKELS HEADQUARTERS & INTERNATIONAL

Eisenhowerweg 12

P.O. Box 28

5460 AA Veghel

t. +31 (0)413 311 100

info@minkels.com